



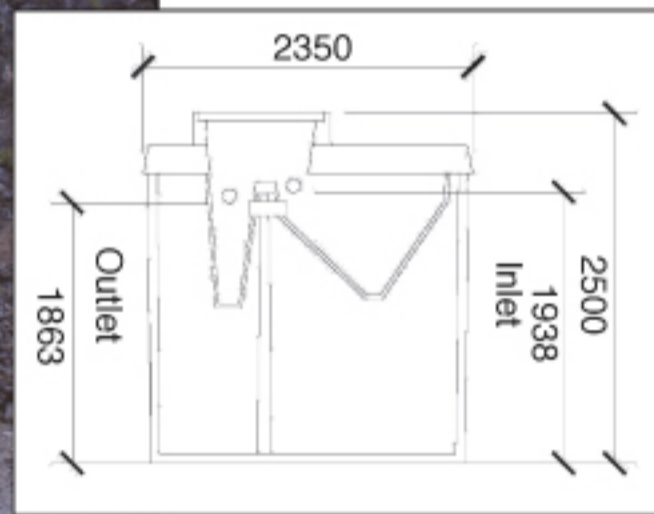

# GLEESON PRECAST

## Precast Concrete Products

### Gleeson Precast Biogreen Wastewater Treatment System

Installing our system will ensure your waste water treatment system is

- ◆ Compliant with all local authority requirements.
- ◆ Rigorously tested to EN 12566-3.
- ◆ Certified by PIA in Germany.
- ◆ Fully compliant with all EPA and Irish Building Regulations.

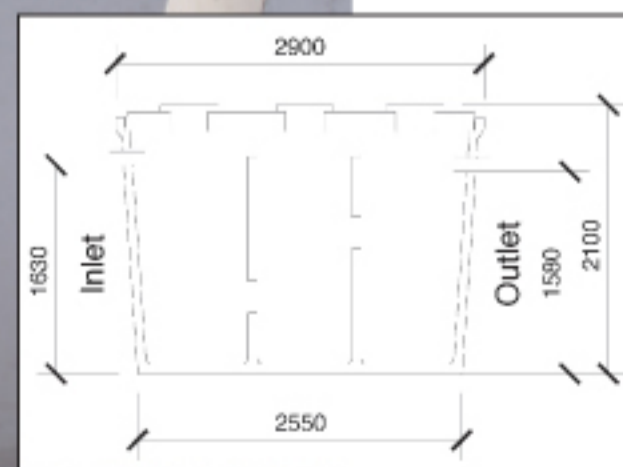



### Gleeson Precast Biogreen Septic Tank

Our standard septic tank is a 1,000 gallon three chamber concrete tank.

The Gleeson septic tank is

- ◆ Rigorously tested to EN 12566-1.
- ◆ Certified by PIA in Germany.
- ◆ Fully compliant with all EPA and Irish Building Regulations.



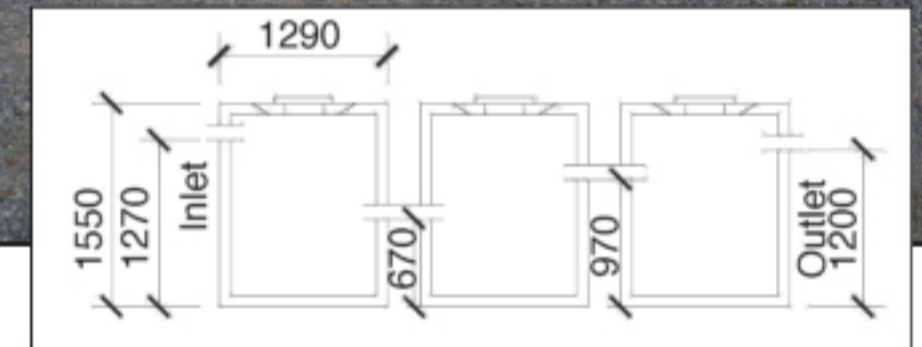

### Gleeson Precast Biogreen 3 Piece Septic Tank

We also offer the option of our certified 3 piece septic tank for limited access areas or for replacement/upgrade jobs where access is also limited or there is a need to prevent damage to existing lawns or gardens.


Each piece consists of a 300 gallon tank and can be lifted by a minidigger.

The Gleeson 3 piece septic tank is

- ◆ Rigorously tested to EN 12566-1.
- ◆ Certified by PIA in Germany.
- ◆ Fully compliant with all EPA and Irish Building Regulations.



All of the above can be accompanied by our inspection chamber or distribution box. The distribution box allows for the tank to be connected effortlessly to your percolation area.




## STORAGE TANKS

We have a large range of precast concrete tanks which have a myriad of uses in various different industries. These tanks come in a range of sizes from 1,500 gallon to 130 gallon or can be combined to give different configurations.



Their uses include:

- ◆ Upgrading of existing septic tanks.
- ◆ Effluent on farms or in factories.
- ◆ Rainwater harvesting.
- ◆ Surface water discharge buffer tanks.
- ◆ Any other liquid or secure storage requirements.



## WATER TROUGHS

We manufacture and supply 300 gallon and 180 gallon precast concrete water troughs.

Gleeson water troughs have:

- ◆ A  $\frac{3}{4}$ " fast flow ballcock and are pre plumbed with  $\frac{3}{4}$ " fittings.
- ◆ A top fill ballcock, to allow for easy access for maintenance or repair.
- ◆ A rubber bung installed to allow for the quick release of the water if required.
- ◆ Are well finished and their tapered design helps to prevent frost damage.



**GLEESON PRECAST**  
**GOLDEN, CASHEL,**  
**CO. TIPPERARY**

**Phone: 062 72630 Fax: 062 72633**  
**E-mail: [info@gleesonprecast.com](mailto:info@gleesonprecast.com)**  
**Web: [gleesonprecast.com](http://gleesonprecast.com)**